



UNIVERSITY OF ST. AUGUSTINE

FOR HEALTH SCIENCES



USAHS Reentry Plan

Revised August 2020

Introduction and Objectives for Reentry Plan

The COVID-19 pandemic has inflicted significant disruption to higher education and has forced institutions to shut down campus operations. Institutions are facing significant challenges in responding to this current crisis and are working to recover and prepare for the next normal. Determining if, when, and how to return to campus operations requires balancing competing priorities and risks associated with curricular needs, personal health and safety, economic realities, institutional mission, and community relations. Preparing USAHS campuses to return students, faculty and staff in the midst of COVID-19 requires careful consideration and planning to ensure the safety of the USAHS community.

Our primary goal has been to advance students toward achieving their educational goals within a safe environment for the entire University community. Although we cannot control the trajectory of the pandemic itself, we can and have prepared a safe and healthy campus experience that complies with or exceeds all CDC guidelines and directives. Our Reentry Plan returns students, faculty and staff to campus in a manner that is prioritized to deliver skills-based lab experiences to meet graduation and accreditation requirements. Maintenance of this environment requires everyone's continued commitment to abide by safe and healthy practices both on and off campus.

Table of Contents

USAHS Return to Campus Plan

Guiding Principles

Reentry to Campus Process

1. Phased Reentry Considerations
2. Phased Reentry Instruction and Services
3. Reentry Plan summary

Path forward

1. Logistics and Safety
2. Daily Campus Journey
3. Example Signage
4. Reentry Training
5. Roles and Responsibilities
6. Classroom and Building Use Guidelines
7. Response Options to On-Campus Exposure

USAHS Guiding Principles for Reentry

Guiding principles serve as a foundation for both decision-making and communications.

Ensure that students have the opportunity to gain the skills necessary to graduate within accreditation requirements

Prioritize skills for graduating students and those entering clinicals



Balance meeting graduation and accreditation requirements with ability to manage safety and security for students, faculty and staff and adhere to regulatory guidelines

Rely on and follow health and safety guidelines and requirements from local, state and national authorities

Phased Reentry Considerations

The Reentry will focus on providing essential and then necessary programming to deliver skills-based clinical and curricular requirements while observing regulatory requirements and protecting health and safety.

Requirements*				
	Priority 1 Some students, essential lab skills	Priority 2 All students, necessary lab skills	Priority 3 All students, expanded lab skills and practice opportunities	Priority 4 All students, all labs, all lectures
Regulatory				
1 State/Local Reopening Plans (Educational Restrictions)	Limited opening permissible OR an exception given due to training essential workers (following social distancing and safety protocols)	Opening permissible (following social distancing and safety protocols)	Same as Priority 2	Opening permissible without restrictions
Travel restrictions	Strict stay-at-home orders and travel bans lifted; Quarantine timing remains	Same as Priority 1, with increased travel and hotel availability	Same as Priority 2	Full travel and availability of transportation and hotels
Gathering size restrictions	Groups of up to 10 (with social distancing)	Groups larger than 10 consistent with local orders (with social distancing)	Groups larger than 10 consistent with local orders (with social distancing)	No restrictions
Campus Safety Infrastructure				
2 Health Screening	Self quarantine for 14 days prior to arrival (where advised), on-going pre-campus arrival health screening, temperature monitoring			Enhanced safety, cleaning and airflow protocols must be maintained until COVID-19 therapeutic or vaccine is widely available
Campus Entry Protocols	Availability of surgical / protective masks, gloves, gowns and face shields in campus setting as per USAHS policy and protocols			
Protective Equipment				
Cleaning Procedures	Demonstrate ability to establish a safe environment under current levels and plan for cleaning and airflow procedures			
Air Flow				

*Please note there may be blending and/or transitional phases based on student and operational needs as well as current local, state and federal requirements and conditions

Phased Reentry Instruction and Services

	Priority 1	Priority 2	Priority 3	Priority 4
1	Instructional Delivery			
On Campus Programming	Some students essential lab skills	All students necessary lab skills	All students, expanded lab skills and practice opportunities	All students, all labs, all lectures
Class Size	Up to 10	Minimum of 25 or capacity allowed by social distancing	Capacity allowed by social distancing	No restriction
Campus Space Access	Restricted to instructional space, faculty and staff offices, and bathrooms		Common spaces open following capacity and social distancing	All campus spaces open
Faculty	Essential faculty, contributing faculty and lab instructors for delivering on campus critical programming (accommodations made)		Most faculty return to campus (accommodations made)	All faculty on campus
Staff	Staff for instructional support and safety and security operations (accommodations made)		Same as Priority 2 with additional staff for expanded services	All staff on campus
2	Campus Student Services			
Vending	None		Limited hours for on-site student services	All student services open
Library				
Student Space Gatherings				
Student Services Meetings				
Faculty Advising Meetings				
3	Third Party Access			
Vendors	Essential security, cleaning, building maintenance		Increased access to support activities	No restriction
Patients	None		As required for labs and research within safety guidelines	
Wellness Center	None		Limited	
Visitors	None		Limited	

*Please note there may be blending and/or transitional phases based on student and operational needs as well as current local, state and federal requirements and conditions

USAHS Reentry Plan Summary (1 of 5)

Students, faculty and staff will return to campuses in a prioritized manner to deliver skills-based lab experiences to meet graduation and accreditation requirements.

Priority 1: July 6th

- Includes students at junctures in their programs where **campus-based activities are necessary** to meet graduation and accreditation requirements.
- Skills delivered will involve a particular level of psychomotor skill, could impact patient safety, and/or require specific equipment. These competencies **cannot be adequately met in a virtual environment.**
- **Most Physical Therapy and some Nursing students**
- Only **instructors, direct instructional support staff such as IT, and safety personnel** who support facilities operations will report to campus.
- Access will continue to be granted to those **faculty and staff using campus infrastructure for virtual instruction** or those who find it difficult to work from home.

Priority 1-2 Transition: Date (October 3, 2020)

- Includes students who could attain skills virtually but require a certain level of psychomotor skills, access to equipment, and/or group work that is **better accomplished on campus.**
- Students **nearing clinical education experiences** and will thus benefit from improved self-efficacy and confidence through face-to-face practice and simulation.
- **All PT, all OT, most SLP, and some Nursing students** fall in this phase.
- Additional students will participate in this phase resulting in approx. 95% of all returning students.
- **Incremental faculty** will be required in this phase, but no additional staff will return beyond those outlined in Phase One.

Priority 3: Date TBD

- Includes remaining **students**; approx. 95% of total returning students, including all SLP students.
- Priority One & Two students will have **added courses and practice hours.**
- Includes the **greatest number of returning staff** as in-person student services will become available and common areas open with restrictions.
- Minimal additional faculty required but a **greater on-campus presence** is expected.
- All post-professional **immersion experiences** return to the campus-based delivery model.
- **Community participants** for labs may be considered based on space and a risk assessment based on current regulations and guidance.

Priority 4: Date TBD

- This phase will initiate once health and travel **restrictions are eliminated.**
- At this point, **all students, faculty and staff will be allowed** on campus and all COVID-19 related accommodations will cease.
- Staff members who are scheduled to return to campus in Priority Four may return in Priority Three if their effectiveness will be enhanced by using campus workspace.
- **External visitors and community partners** are welcome on campus

USAHS Reentry Plan Summary (2 of 5) FALL 2020

Key elements of Priority 1-2 Transition Reentry Plan are as follows:



Returning Students

Campuses: St. Augustine, Miami, Austin, Dallas and San Marcos.

Programs:

DPT Resident:

- Students in terms 1- 4 and term 6 will return the week of October 3. All on campus coursework and exams are scheduled before Thanksgiving..

DPT Flex:

- Students in term 1-7 and 9-10 will return for at least one weekend over the course of the semester beginning October 3rd.

Nursing:

- FNP Students in terms 4 and 6 and will return the weekend of Dec 12-14 for their scheduled 3 day Intensive on the St. Augustine and Austin Campuses

OT Resident and Flex:

- Resident and Flex students in all terms will return for a Skills reinforcements from last term and selected course content from this term.

SLP:

- Students from Trimester 3 will be attending one 3-day Residency in Austin December 3-5.



Academic Programming & Scheduling

- **Class sizes** limited to up to 10 people:
 - 9 students maximum
 - 1 instructor
- **Weekend of October 3rd:** Fall 2020 coursework will begin. For PT, each returning term will come to campus for a given, recurring day each week: e.g. PT Res Term 1 students will be on campus on Mondays; PT Res Term 2 students will be on campus on Tuesdays; etc. For OT, each term will return for intensives up to three days and up to two sessions depending on the term over the period between October 3rd and Thanksgiving.
- **Assessments** will take place throughout the term with final practical exams beginning in November.
- **Remedial coursework**, if needed, will be offered from November 23rd until December 10.

USAHS Reentry Plan Summary (3 of 5)

Key elements of Priority 1-2 Transition Reentry Plan are as follows:



Health Screening & Training

- **Tool:** USAHS will use a MS Forms-based tool developed in-house for health screening (visit <https://www.usa.edu/return-to-campus/> for additional information)
- **Protocols:**
 - Students are encouraged to complete a self-reported health screening assessment for 14 days prior to arriving on campus.
 - Screening, which involves daily temperature checks + answering questions related to COVID-19 symptoms and potential exposure to the virus.
 - Completion of the health screening will be required for the three days prior to the first day back to campus.
 - The health screening form will confirm the ability of a person to come to campus. Students, faculty and staff will be required to show this confirmation when they arrive on campus.
- **Daily Screening:** Completion of the screening will be required daily to come to campus.
- **Temperature Check:** A daily temperature check will be required. Hands-free temperature gauges are installed at each building entry point with instructions. Temperature check and daily screening will be verified by on-site Safety Officers.
- **Safety Training:** All students, faculty and staff are required to complete mandatory safety training and sign an acknowledgement to gain access to campus.
- **Symptoms Preventing Campus Access:**
 - Fever per CDC guidance or as defined by local jurisdiction
 - Suspected symptoms of COVID-19
 - Recent international or cruise ship travel
 - Recent contact with COVID-19 under-investigation, presumed, or positive cases (incl. self)
- Visit <https://www.usa.edu/return-to-campus/> for additional information



Personal Protective Equipment (PPE)

- Students, faculty and staff will need to bring a mask to enter campus.
- A PPE package for lab use, including two cloth reusable masks, gloves, and one face shield, will be provided by the University upon arrival on campus.
- Disposable gloves and masks will be available on-campus for students, faculty and staff participating in lab skills. Additional disposable gloves and masks will be available for individual use.



Essential On-Site Staff

- To safeguard the health and safety of the campus community, only instructors, direct instructional support staff (such as IT) and personnel who support safety and facilities operations will report to campus.
- Access will be granted to those faculty and staff using campus infrastructure for virtual instruction or those who find it difficult to work from home. This group must coordinate with their supervisor and with Facilities Managers to secure a workspace and times that ensure compliance with health and safety regulations.

USAHS Reentry Plan Summary (4 of 5)

Key elements of Priority 1-2 Transition Reentry Plan are as follows:



Facilities

- Per health and safety guidelines, common areas will remain closed until group gathering are deemed safe, including:
 - Library
 - Lounge Areas
 - Study rooms
- No gatherings will be allowed on campus.
- Lockers also will not be available to students.



Student Services

- Services will continue to be provided virtually.
- No student services meetings or faculty advising meetings will take place on campus.



Food and Beverage

- Food service, specifically individual meal delivery, will not be available.
- Vending machines and refrigerators will not be operational per health and safety guidelines.
- Personal refrigerators should not be installed.
- Faculty, staff and students will need to bring their own non-perishable food items, snacks, and beverages to consume in their assigned workspaces and classrooms.
- Water fountains will be disabled but the hands-free bottle filling stations can be used to fill water bottles.



Contact Info.

- Students and staff will be able to ask Reentry questions via two options:
 - Phone calls (calls answered during extended business hours and returned as soon as possible)
 - E-mail
- 1-855-GOUSAHS phone number created:
 - Student questions route to SSAs and reentry@usa.edu
 - Staff questions route to HR, reentry@usa.edu

USAHS Reentry Plan Summary (5 of 5)

Key elements of Priority 1-2 Transition Reentry Plan are as follows:



Cleaning

- To safeguard the health and safety of the campus community, enhanced cleaning procedures are being followed and service-level agreements have been put in place with 3rd party cleaning vendors.
- USAHS facilities have been thoroughly cleaned in advance of reopening.
- Classrooms will be cleaned after each use of an individual section of students in accordance with CDC standards, including disinfection of high use objects and surfaces.
- While the majority of common areas will be closed, essential common areas such as bathrooms, stairwells, and elevators will be cleaned after large groups or at least twice during open building hours.
- High touch surfaces, such as handrails, door handles, elevator buttons, computer keyboards, etc. are cleaned continuously by day porters throughout the day
- Overnight, the facilities will receive their normal cleaning plus disinfection of high use objects such as railings, handles, buttons, and light switches.

Logistics and Safety Processes, Procedures, and Guidelines

Essential guidelines to plan for reopening are the foundation of the go-forward approach.

Guidelines have been provided to enable updating and development of protocols, communication and training:

1. Reopening Logistics & Safety Preliminary Guidelines to include air standards, sanitation and building use standards
2. Health Screening Policy & Process
3. Building Entry Daily Access & Exit Protocol
4. COVID-19 CDC Quarantine Guidelines/Campus Reentry Considerations
5. COVID-19 Cleaning & Disinfecting Protocols
6. Communicable Disease Reporting Policy & Reporting Process
7. Campus Reentry Training for Outside Contractors
8. Health Etiquette and Hygiene
9. Injury and Illness Prevention Policy and Guidelines and Incident Reporting Form
10. On-Site Symptom Development and Isolation
11. COVID-19 Face Shield Disinfection
12. COVID-19 Accommodations Policy & Accommodation Forms
13. ComPsych EAP COVID Resources
14. Policy on Essential Personnel
15. Remote Work Guidelines
16. Travel Restrictions Policy
17. Travel History Form

Daily Campus Journey (1 of 2)



	A	B	C	D
	Pre-Arrival	Arrival	Entry	Transition
Activity	<ul style="list-style-type: none"> Complete and Acknowledge Training (one time) Complete Health Screening (Daily) Secure personal facial coverings and other PPE 	<ul style="list-style-type: none"> Travel to campus (by private car, taxi/ride share, or public transportation) Park Wear facial covering Wait in designated areas to admission to buildings 	<ul style="list-style-type: none"> Enter building at designated entry point at designated time Submit to temperature check Scan QR code Receive wristband Use hand sanitizer Precede to designated workspace or classroom 	<ul style="list-style-type: none"> Use stairwells, elevators, hallways, bathrooms, drinking fountains, refrigerators, etc. Escort visitors (<i>employees</i>) Meal breaks
Guidelines & Protocols	<ul style="list-style-type: none"> Pre-Term Travel Guidance and Health Monitoring At Home Health Screening Masks and PPE Excused Absence Based on Health Screening Result Health Monitoring and Reporting 	<ul style="list-style-type: none"> Information on Campus Arrivals and Departures Parking/Ride Share Information Health Etiquette and Hygiene Masks and PPE 	<ul style="list-style-type: none"> Building Entry/Exit Policy Health Etiquette and Hygiene Masks and PPE 	<ul style="list-style-type: none"> Building Flow Guidelines Bathroom Use Protocol Common Use Public Space Guidelines Food and Beverage Consumption Policy Health Etiquette and Hygiene Masks and PPE
Equipment & Supplies	<ul style="list-style-type: none"> Health screening form Student Handbook (<i>students</i>) 	<ul style="list-style-type: none"> Signage in parking lots/structures, outside of building (including how/where to queue/wait) 	<ul style="list-style-type: none"> Signage at entry (including how/where to queue/wait, what to do, etc.) Check-in station Hand sanitizer Cleaning supplies Masks (for ppl that don't bring them) iPads, PopID and wristbands Health monitoring supplies 	<ul style="list-style-type: none"> Signage in hallways, bathrooms, open spaces, drinking fountains, etc. dictating use and traffic flow Barriers to seal off restricted spaces Hand sanitizer Cleaning supplies Dedicated PPE disposals

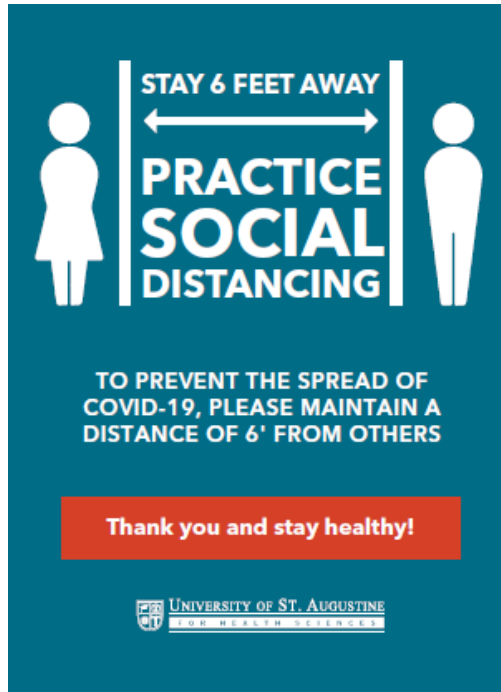
Daily Campus Journey (2 of 2)



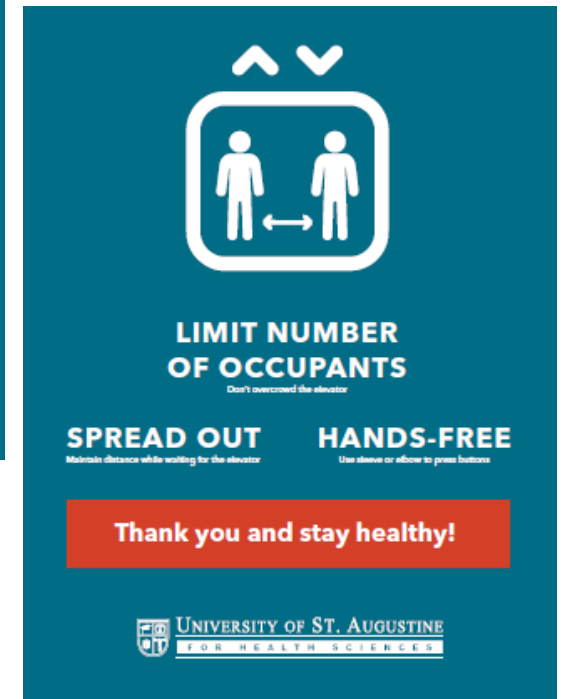

	E Instruction/ Work	F Exit	G Departure
Activity	<ul style="list-style-type: none"> • Enter classroom or office • Put on additional PPE (as needed) • Teach, or, for students: maintain social distance, assigned seating • Remove and discard PPE • Wash/sanitize hands • Exit room 	<ul style="list-style-type: none"> • Exit building at designated exit point at designated time • Scan QR code at exit 	<ul style="list-style-type: none"> • Leave campus by car, ride share, or public transportation
Guidelines & Protocols	<ul style="list-style-type: none"> • Classroom Use Policy • Non-Instructional Space Usage Guidelines • Office Space Usage • Common Use Public Space Guidelines • Health Etiquette and Hygiene • Masks and PPE 	<ul style="list-style-type: none"> • Building Entry/Exit Policy • Health Etiquette and Hygiene • Masks and PPE 	<ul style="list-style-type: none"> • Information on Campus Arrivals and Departures • Parking/Ride Share Information • Health Etiquette and Hygiene
Equipment & Supplies	<ul style="list-style-type: none"> • Reconfigured classroom space (furniture set up/removal) • Markers for assigned seats • Barriers for restricted spaces • Distribution and disposal mechanism for PPE • PPE • Hand sanitizer, hand washing station • Disinfecting supplies • Signage for any classroom instructions 	<ul style="list-style-type: none"> • Signage at exits (including how/where to queue/wait, what to do, etc.) • Check-out station • Hand sanitizer • Cleaning supplies • PPE Disposal 	<ul style="list-style-type: none"> • Signage in parking lots/structures, outside of building (including how/where to queue/wait or exit)

Example Signage | Social Distancing

Critical signs that are currently distributed across each campus to enable a safe Reentry



General Social Distancing Signs



Stair / Elevator Social Distancing Signs

Example Signage | Directions

Critical signs that are currently distributed across each campus to enable a safe Reentry



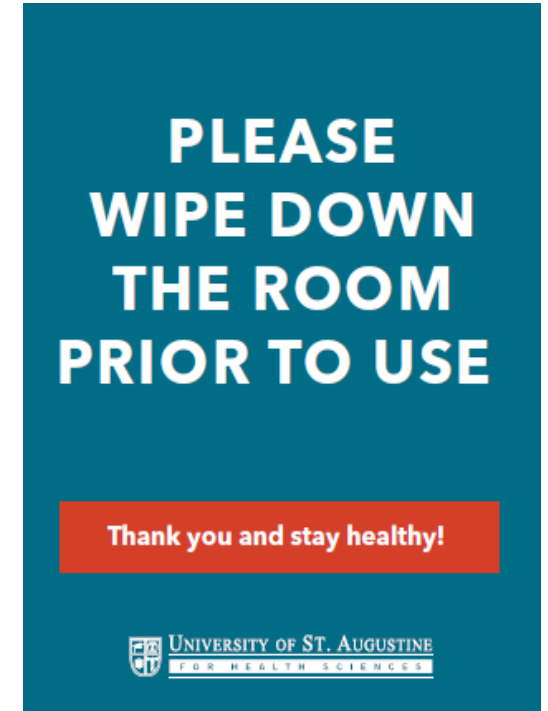
Right Direction Sign



Wrong Direction Sign

Example Signage | Personal Hygiene

Critical signs that are currently distributed across each campus to enable a safe Reentry



Personal Hygiene Awareness Signs


Personal Hygiene Instructional Signs

Content for the Reentry Training

Students, Faculty and Staff

Everyone returning to campus will be required to complete a series of short training modules covering various health and safety topics. Acknowledgement is required to conform that all modules have been completed.

1. *COVID-19 Stop the Spread of Germs*
2. *Prevent COVID-19: Wear a Cloth Face Covering*
3. *COVID-19: Social Distancing*
4. *COVID-19: When to Seek Care for COVID-19*
5. *COVID-19: Stay Home When You are Sick*
6. *COVID-19: Protect Yourself*
7. *COVID-19: Fight Coronavirus, #COVIDStopsWithMe*
8. *What you Need to know About Handwashing*
9. *Donning (Putting on) Personal Protective Equipment (PPE): Put on a Face Shield*
10. *Doffing (Taking Off) Personal Protective Equipment (PPE): Remove the Face Shield*
11. *PPE Cleaning and Disposal*
12. *Mandatory Health Screening Procedures*
13. *Injury Illness and Prevention Policy & Training (IIPP)*
14. *Temperature Screening Procedure*



Classroom and Building Use Guidelines

Faculty are on the frontlines of modeling and enabling safe behavior.

- ✓ As students enter/exit the classroom at the start of class times, at the end of class times, or during breaks, ensure that students move single-file through the doorways and maintain social distancing.
- ✓ Discourage students from congregating in the hallways and by/in bathrooms.
- ✓ Students should line up 6 feet apart for bathrooms to maintain social distancing.
- ✓ Students should avoid using bathrooms other than during scheduled breaks if possible, so that they do not use while other classes may have their breaks or when bathrooms are being cleaned.
- ✓ Model mask wearing in the classroom; this is required for all faculty, students, and staff in all buildings across all campuses.
- ✓ PPE will be provided on a per student (face shield at the beginning of the term) and per lab (gloves and procedural mask) basis. Students should use their PPE, and use the cleaning materials provided if there is a “breach” of PPE (i.e. if a student accidentally removes facemask and breathes/coughs onto equipment).
- ✓ Common areas and lockers are closed; student should be in classrooms when they are in the buildings.
- ✓ Students should not leave the building once they have entered until they have finished all classes that day, unless for an emergency.

Roles and Responsibilities

Central management will continue to direct planning and actions across critical functional areas as USAHS continues its phased Reentry and planning for priorities 2-4



- Provide strategic direction and leadership for the University
 - Final authority for decision making and issue resolution
-

- Coordinate and drive recovery and reopening planning across key areas
 - Coordinate all recovery and reopening activities
 - Facilitate operations planning and execution across all functions
 - Manage overall plan, risks, interdependencies across functions and campuses
 - Track and report on recovery, reopening planning and preparedness
 - Conduct ongoing readiness assessment
-

- Lead reopening assessment, planning and execution for the respective functional area
- Develop detailed implementation plan for reopening operations
- Identify, communicate and resolve issues and interdependencies within and across functional areas and campuses

Response Options to On-Campus Exposure*

	Targeted Intervention	Short-term Closure	Shift to Virtual
Key Questions:	<i>Targeted intervention for the extent of time that it takes to complete the campus response activities, such as risk assessment, contact tracing, coordination with local public health officials, and deep cleaning of campus facilities.</i>	<i>Short-term closure of up to 2 weeks to implement risk mitigation strategies and shift select programming and administrative support to virtual delivery.</i>	<i>Full suspension of on-site programming and non-essential work; shift select programming to virtual.</i>
Responses should be considered by campus, and decisions should be made in coordination with local public health officials.			
What on-campus scenarios may trigger a response?³	<p>Potential scenarios to trigger response:</p> <ul style="list-style-type: none"> • Single laboratory-confirmed cases • Evidence that members of the institution's community is disregarding physical distancing and PPE requirements <p>Potential scenarios that would NOT trigger response:</p> <ul style="list-style-type: none"> • Case(s) of exposed, asymptomatic individuals • Separate, disconnected cases of individuals with symptoms but without laboratory-confirmed cases or signs of community spread 	<p>Potential scenarios to trigger response:</p> <ul style="list-style-type: none"> • Significant increases in COVID-19 transmission on campus with signs of potential community spread as determined in consultation with local public health officials • Insufficient capacity for USAHS to manage the response • Significant increases in number of hospitalizations with insufficient availability of local hospital beds 	<p>Potential scenarios to trigger response:</p> <ul style="list-style-type: none"> • Significant increases in COVID-19 transmission on campus with community spread as determined in consultation with local public health officials • Significant increases in number of hospitalizations with insufficient availability of local hospital beds
What does this campus response option include?	<p>More details on campus response:</p> <ul style="list-style-type: none"> • Targeted (e.g., by individual class, room, floor, building) intervention to allow individuals to take appropriate responses • Notification of students/employees who were in direct, prolonged contact with the individual with COVID • Close off areas used by exposed individual(s) and conduct deep cleaning / disinfecting following protocols • Case Management Team assesses and makes recommendation on potential need for closure of some or all of a campus location based on level of exposure on campus. This may need to be repeated as further information is developed during the case review process. 	<p>More details on campus response:</p> <ul style="list-style-type: none"> • In addition to the previous steps: <ul style="list-style-type: none"> ○ Communicate to local public health officials, as required ○ Conduct full campus deep cleaning / disinfecting ○ Make academic preparations for full shift to virtual ○ Take steps to address insufficient capacity, including shifting programming and support to virtual / work-from-home 	<p>More details on campus response:</p> <ul style="list-style-type: none"> • In addition to the previous steps: <ul style="list-style-type: none"> ○ Suspend all on-site programming and non-essential on-site work activities ○ Report plans to local public health officials and other appropriate state and local authorities (e.g., licensing agencies)
What are the considerations for Reentry Phases?	<p>Considerations:</p> <ul style="list-style-type: none"> • Easier to impose targeted intervention in early phases where there are fewer individuals on campus • As classrooms, office spaces and other spaces open further in subsequent phases, targeted intervention would likely need to be expanded to an entire building or campus 	<p>Considerations:</p> <ul style="list-style-type: none"> • If in later phase of reopening, option to prepare to shift back to earlier phase to address insufficient capacity 	<p>Considerations:</p> <ul style="list-style-type: none"> • After full shift to virtual, USAHS returns to Reentry preparations for Reentry Phases 1-4 (back to the beginning)

*These are scenario-based guidelines and not formal recommendations, and all such guidelines are superseded by state, local and federal authorities.